



JURONG PIONEER
JUNIOR COLLEGE

Knowledge Management (KM) Portal Online Registration for JC1s

***Briefing by:
Ms Michelle Quek (Acting HOD ICT)***



You can access the briefing slides from our college website:

JURONG PIONEER JUNIOR COLLEGE

About JPJC JPJC Experience Life @ JPJC Accomplishments Partnerships

Principal's Message
College Identity
Organisation Chart
College Calendar
Subject Combination
Admission Matters
Financial Assistance Scheme
History

> Home> > About JPJC > Admission Matters > KM Portal Registration & Selection of Subject Combination

KM Portal Registration & Selection of Subject Combination

Information on KM Portal

Login and Registration

The following information is for JC1s who have been posted to JPJC.

We will need you to update your particulars via our college's Knowledge Management (KM) Portal:

<https://portal.jpjc.edu.sg/>

Please refer to the following documents for the slides used for the KM Portal and Subject Combination briefing that was conducted this morning in the hall.

KM Portal and Registration Briefing.pdf

Joint Admissions Exercise 2022
JAE Appeals 2022
Returning Singaporeans (RS) and International Students (IS)
KM Portal Registration & Selection of Subject Combination
JPJC e-Open House 2022

Use of JPJC Knowledge Mgt (KM) Portal

- Our college's knowledge management system for students to:

- ☐ update particulars
- ☐ update particulars of parents/guardians
- ☐ declare medical status verify O-level results
- ☐ select subject combinations
- ☐ announcements from college/teachers
- ☐ select preference for CCA (*will be at a later date*)
- ☐ Parent-Teacher Meetings etc. (*will be at a later date*)

**By Monday,
6 Feb,
8.30am

URL: <https://portal.jpjc.edu.sg/>



Welcome. Please sign in:

Login

Password

Sign in

Forgot password? [Reset it here.](#)

Forgot login? [Retrieve it here.](#)

Note: Photograph(s) or video image(s) of students, parents and visitors may be captured during college activities and events. The college may use and publish such photographs and/or video recordings in college publications, website, social media channels, and other communication channels.

[Report Vulnerability](#)

URL: <https://portal.jpjc.edu.sg/>

• Login ID:

<first 5 characters of statutory name without space> +
<last 5 characters of IC/FIN (4 digits + last alphabet)
(all in lower case)

Eg. **Lee Yen** Chee Marcus NRIC: T123**4567A**

Login ID will be **leeye4567a**

• Password:

<FULL IC/FIN numbers in lower case>

Eg. **t2233445b**

g1234456c

1) Enter your email address, HP number and new password.

i Your new password must meet the following requirements:

- ☒ At least 8 characters
- ☒ Alphanumeric, i.e. contains both letters and digits
- ☒ Different from your login and emails

Your Email *

in 6 to 80 characters

Please ensure your email address is correct. You can use the email as your login.

Confirm Your Email *

in 6 to 80 characters

Please type your email address again to confirm it.

Hand Phone *

New Password *

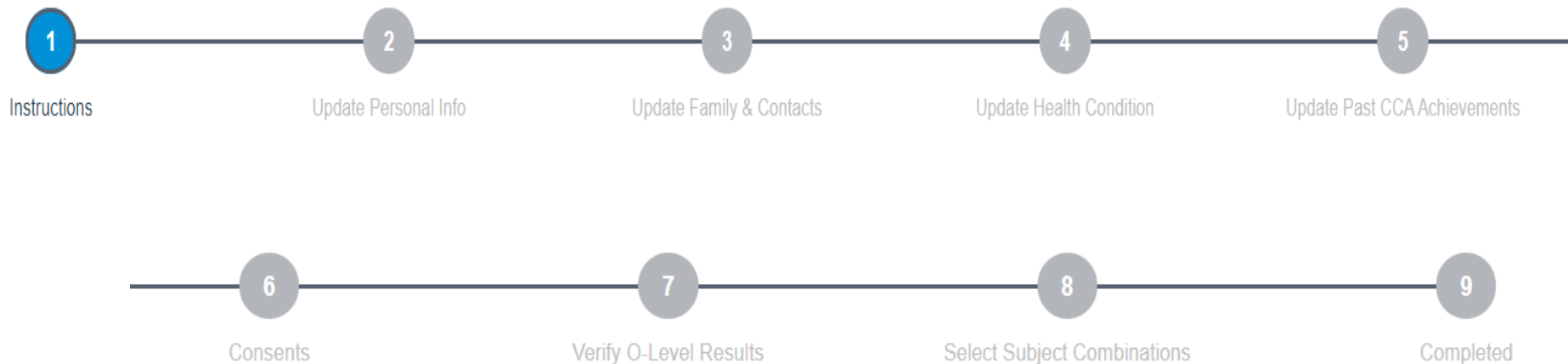
Enter new password here

Type again to confirm

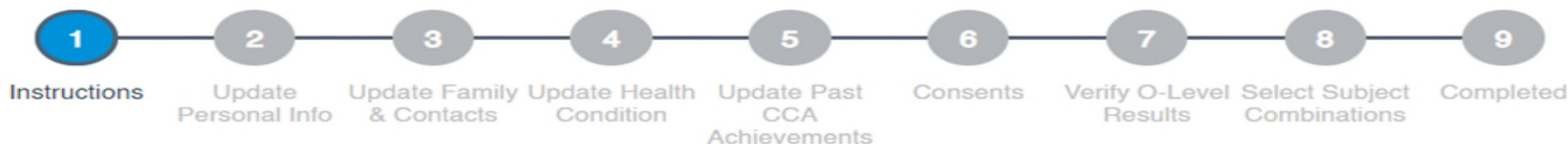
Password must be alphanumeric, i.e. must contain at least 1 alphabet and 1 numeral, and must be of at least 8 characters long.

✓ Save changes

2) You will now need to complete **8 steps** to complete registration.



Step 1: Instructions and Information on Eligible Subject Combinations



Step 1 - Instructions

Welcome to course registration system.

The system is now open for selection of subject combination and mother tongue language. The deadline for registration is **10:00 AM, 08 February 2022**.

If you fail to select the subject combination / mother tongue language, you may be offered subjects that are not of your choice.

Please follow the steps in sequence. You will NOT be able to choose subject combination or mother tongue language if you have not completed the preceeding steps.

You may also view the list of available subjects and subject combinations based on your stream, intake category, elective programme status and O-Level examination results:

Subjects Available to Me

Subject Combinations Available to Me

Start ▶

2023 Subject Combinations

1. The following table shows the standard subject combination which most students will take :

Step 2: Update Personal Particulars

Emails & Phone Numbers

Please do not leave any required fields (marked with asterisks *) blank. If information is not applicable or not available, please enter "NA".

School Email

(nil)

Personal Email *

If this is available to you, you can use this email address to login to the system as an alternative to your personal email.

test@test.com

Hand Phone *

+65

Home Phone *

+65

Other Phone(s)

in 0 to 40 characters

ⓘ

 Your personal email is your login ID. If you change your personal email, please use the updated email address as the new login ID.

Official Address

Address

BLK 21 HAZEL PARK TERRACE

Housing Type *

UNKNOWN

Local Contact Address

Address

☒ Same as official address

Overseas Address (If Applicable)

Commutes out of Singapore *

☒ Non-commuter ☐ Daily ☐ Weekly ☐ Others

Overseas Address

Required if you commute out of Singapore

Overseas Contact

Required if you commute out of Singapore

✓ Save changes

Step 3: Update Particulars of Parents/Guardians

Step 3 - Update Family & Contacts

Family

Next of Kin / Primary Contact *

Mother

Father

Click/Tap to select "NA" if this section is not applicable:

Please do not leave any required fields (marked with asterisks *) blank. If information is not applicable or not available, please enter "NA".

Name *

in 0 to 200 words

Home Phone *

☒ same as mine

Other Phone Number(s)

in 0 to 200 words

Email

in 0 to 200 words

Marital Status *

☒ Unknown ☐ Single ☐ Married ☐ Divorced ☐ Separated ☐ Deceased

Mother

Click/Tap to select "NA" if this section is not applicable:

Please do not leave any required fields (marked with asterisks *) blank. If information is not applicable or not available, please enter "NA".

Name *

Home Phone *

☒ same as mine

Other Phone Number(s)


Email

in 0 to 200 words

Marital Status *

☒ Unknown ☐ Single ☐ Married ☐ Divorced ☐ Separated ☐ Deceased

Step 4: Update Medical/Health Conditions



Step 4 - Update Medical Condition

Dietary Requirements for Medical Conditions / Religions

Dietary Requirement

☐ Vegetarian ☐ Vegetarian Vegan ☐ Vegetarian Jain ☐ Halal ☐ Hindu ☐ Non-Beef ☐ Non/Low-Lactose ☐ Gluten-Free ☐ Peanut & Tree Nut-Free

Leave this field blank if you do not have dietary requirements on medical/religious grounds

Current Health Status

Physical Disabilities/Medical Conditions

Please indicate if you have any physical disability or medical conditions that would interfere with or limit your participation in the trip. If you answer **Yes** to any of these matters, please specify in detail below, indicating the item number.

<div><div>Q1</div><div>Hearing or vision problems</div><div>(eg. Partial deafness, colour blindness etc)</div></div>	<div><input type="radio"/> Yes <input type="radio"/> No</div>
<div><div>Q2</div><div>Respiratory problems</div><div>(eg. Asthma)</div></div>	<div><input type="radio"/> Yes <input type="radio"/> No</div>
<div><div>Q3</div><div>History of heart problems</div><div>including chest pains / shortness of breath / heart palpitations</div></div>	<div><input type="radio"/> Yes <input type="radio"/> No</div>
<div><div>Q4</div><div>Back problems / injuries</div></div>	<div><input type="radio"/> Yes <input type="radio"/> No</div>

Step 5: Update Past CCA Achievements



Step 5 - Update Past CCA Achievements

Year	CCA	Highest Appointment	Highest Achievement
No data available in table			
<div>+ Add New Past CCA Record</div>			

Height & Weight

Current Height *

0

cm

★ Best NAPFA Test Results

Primary School *

NA

Step 6: Consent to Release of Personal Data and Use of Photography & Videography



Step 6 - Consent to Release of Personal Data and Use of Photography & Videography


☐ I agree to allow JPJC to use:

1) information contained herein for the purposes of:

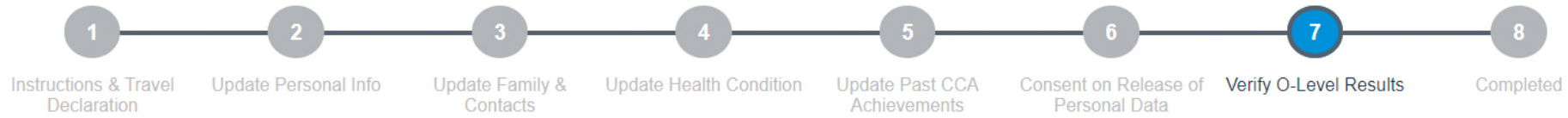
- (a) updating any student information databases managed by the schools or the Ministry of Education,
- (b) planning and conducting the schools' programmes,
- (c) sending me information on education-related issues and events, and
- (d) making disclosure of all necessary data (including personal data of my parents, guardian and I) to other agencies to facilitate the provision of services for my educational advancement or other purposes beneficial to me as endorsed by the Government, unless such sharing is prohibited by law.

2) photographs and videos taken during college events for publicity purposes:

Photographs or video images of you may be taken during college activities and events such as classroom lessons, CCA, camps, concerts etc. The college may use and publish such photographs or video recordings in college publications, the college's website, social media channels, or other communication channels.

 Save Changes

Step 7: Verify O-level Results



Step 7 - Verify O-Level Results

i Information: Please approach the General Office staff immediately if the following O-Level exam results are incorrect.

Subject	Grade
Additional Mathematics	B3
Biology	B3
Chemistry	A2
Chinese	A1
English	B3
Higher Chinese	A2
Humanities (Social Studies + Geography)	A2
Mathematics	A2
Physics / Engineering Science	B3

L1R5 (without bonus)13

Confirmation *☐ I confirm my O-level exam results shown above are correct.

Save changes

Step 8:

**Select your preferred subject combinations
on this page.**

Although you have up to
Monday, 6 Feb, 8.30am to select your
subject combination, please ensure
that you are able to login to KM Portal
by today!

If you face technical issue, please join
this whatsapp group for help:

<https://kmportal-support.jpjc.edu.sg/>

Thank you!